

Technidex Underlying Stock Index Score-board

Report of trade date November, 17, 2014

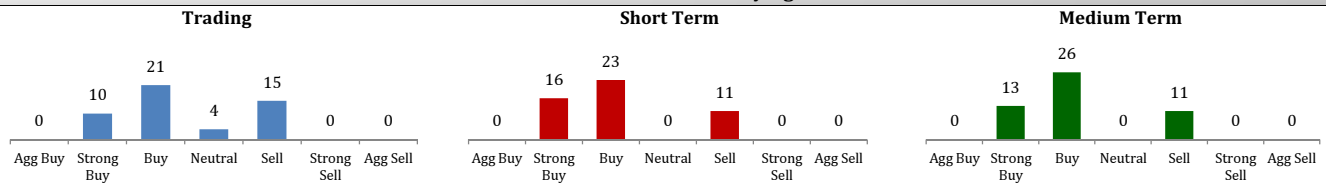
Technidex Stock Futures Index© 3781.50 (0.71%) | Technidex Cost of Carry Indicator© 11.16% (1.15%) | Technidex Delivery Indicator© 44.52% (-1.57%)

Technidex Underlying Stock Index	Outlook	Open	High	Low	Current Index	Change	% Change
Daily Index Movement	Strong Buy	3,832	3,897	3,789	3867.89	28	0.74%
Weekly Index Movement	Strong Buy	3,810	3,897	3,771		65	1.71%
Fortnightly Index Movement	Strong Buy	3,732	3,897	3,714		154	4.14%

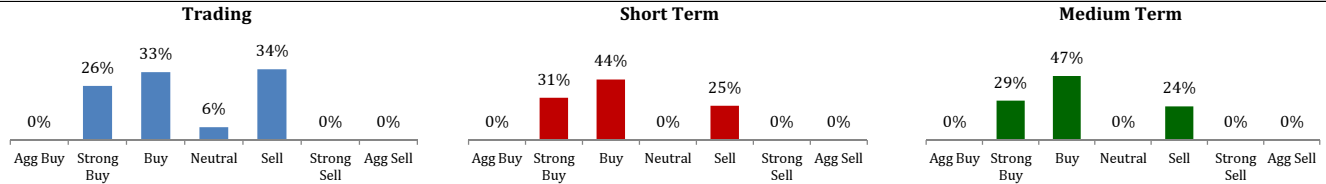
Important Levels	Support 2	Support 1	Important Level	Resistance 1	Resistance 2	EMAs	EMA Value
Trading	3,744	3,806	3,851	3,913	3,958	5 Day EMA	3,836
Short Term	3,719	3,793	3,845	3,919	3,971	50 Day EMA	3,688
Medium Term	3,644	3,756	3,826	3,938	4,009	200 Day EMA	3,347

Gainers / Losers	Gainers	Unchanged	Losers	EMAs	Stocks above EMAs	ATPs	Stocks above ATPs
Daily	34	0	16	5 Day EMA	37	5 Day ATP	36
Weekly	31	0	19	50 Day EMA	37	50 Day ATP	39
Fortnightly	40	0	10	200 Day EMA	41	200 Day ATP	41

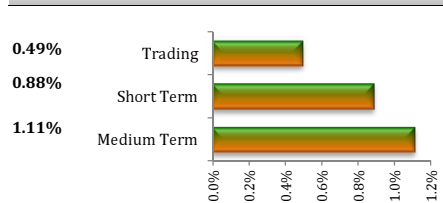
BUYs & SELLs in Technidex Underlying Stock Index




Weightage-wise BUYs & SELLs in Technidex Underlying Stock Index



Overall Strength in Technidex Underlying Stock Index



Weightage-wise +ve / -ve Strength in Technidex Underlying Stock Index



Strength has been calculated by taking into account market cap, price movement, volume & turnover and various averages of each stock in Technidex Underlying Stock Index

TOP BUYs - TRADING		
Scrip	Outlook	CMP
TATASTEEL	Strong Buy	480.10
RELINFRA	Strong Buy	638.45
SBIN	Strong Buy	2,940.60
INFY	Strong Buy	4,218.45
ADANIANT	Strong Buy	495.30
RELIANCE	Strong Buy	985.20

TOP BUYs - SHORT TERM		
Scrip	Outlook	CMP
SBIN	Strong Buy	2,940.60
RELCAPITAL	Strong Buy	502.05
RELINFRA	Strong Buy	638.45
INFY	Strong Buy	4,218.45
JSWSTEEL	Strong Buy	1,237.70
CAIRN	Strong Buy	268.30

TOP BUYs - MEDIUM TERM		
Scrip	Outlook	CMP
TCS	Strong Buy	2,618.30
HCLTECH	Strong Buy	1,619.65
RELCAPITAL	Strong Buy	502.05
SBIN	Strong Buy	2,940.60
INFY	Strong Buy	4,218.45
HDFC	Strong Buy	1,129.90

TOP SELLs - TRADING		
Scrip	Outlook	CMP
AXISBANK	Sell	475.90
RANBAXY	Sell	641.20
HINDUNILVR	Sell	757.20
YESBANK	Sell	689.55
LT	Sell	1,615.85
HDFCBANK	Sell	918.95

TOP SELLs - SHORT TERM		
Scrip	Outlook	CMP
HINDUNILVR	Sell	757.20
SSLT	Sell	237.95
TECHM	Sell	2,596.15
BHARTIARTL	Sell	393.20
RANBAXY	Sell	641.20
SUNPHARMA	Sell	883.85

TOP SELLs - MEDIUM TERM		
Scrip	Outlook	CMP
SSLT	Sell	237.95
JINDALSTEL	Sell	154.40
UNITECH	Sell	20.60
RANBAXY	Sell	641.20
BHARTIARTL	Sell	393.20
GMRINFRA	Sell	20.30